



EXTERIOR WATER-BASED IMPREGNATING AGENTS AND TOP COATS

SEMI-OPAQUE AND METALLIC SHADES

# ARBOREA METAL METALLIC WATER-BASED IMPREGNATING AGENTS



## RECOMMENDED USES

The Arborea Metal water-based impregnating agents have been designed specifically for application to wooden houses and wooden items located outdoors [matchboarding, fencing, etc.] and indoors [roof boards, matchboarding, etc.].

## PROTECTIVE ACTION

They contain metallic pigments that, in addition to generating an attractive aesthetic effect, help to protect the wood thanks to their filtration of the sun's UV rays.

## PRODUCT RANGE

The Arborea Metal water-based impregnating agents are available in 6 shades and produce an appealing weathered metallic effect. The presence of metallic pigments within the coatings allows them to protect the surface to which they are applied against external agents, endowing the surface with an innovative aesthetic effect. In addition, they are easy to apply and to restore.

Recommended coating cycle:

- one coat of colorless water-based impregnating agent;
- two coats of IM764VM Arborea Metal impregnating agent/top coat in the chosen color:

## ARBOREA METAL\_COLLECTION

---



IM764VM12 GRIGIO CENERE



IM764VM40 ROSSO VIOLETTO



IM764VM61 VERDE SCURO

# ARBOREA METAL\_COLLECTION

---



IM764VM70 BIANCO ALLUMINIO




IM764VM72 GRIGIO OMBRA



IM764VM80 MARRONE PALLIDO





# ARBOREA METAL

## METALLIC WATER-BASED TOP COATS



### RECOMMENDED USES

The Arborea Metal water-based top coats are particularly suited for application to wooden frames and shutters, wooden houses and other wooden items located outdoors [matchboarding, fencing, etc.].

### PROTECTIVE ACTION

They contain metallic pigments that, in addition to generating an attractive aesthetic effect, help to protect the wood thanks to their filtration of the sun's UV rays.

### PRODUCT RANGE

The Arborea Metal range of water-based top coats is composed of 12 shades that have been specifically designed for use on modern architecture, since these products are often used to coat the wooden facades of modern buildings.

Coating cycle for wooden frames and shutters:

- one coat of white water-based impregnating agent;
- one coat of white water-based base coat;
- one coat of pigmented water-based top coat in the same color as the chosen metallic top coat;
- one coat of LA321VM Arborea Metal top coat in the chosen color.

Recommended coating cycle for wooden items located outdoors:


- one coat of white water-based impregnating agent for pastel shades or colored water-based impregnating agent, in the shade that matches the top coat, for medium/bright shades;
- one coat of pigmented water-based top coat, in the shade that matches the chosen metallic top coat;
- one coat of LA321VM Arborea Metal top coat in the chosen color.

## ARBOREA METAL\_COLLECTION

---



LA321VM10 SABBIA



LA321VM11 BIANCO PERLA



LA321VM40 ROSSO VIOLETTO

# ARBOREA METAL\_COLLECTION

---



LA321VM50 BLU COBALTO



LA321VM60 VERDE CHIARO



LA321VM61 VERDE SCURO




# ARBOREA METAL\_COLLECTION

---



LA321VM62 VERDE MUSCHIO



LA321VM70 BIANCO ALLUMINIO



LA321VM71 GRIGIO ALLUMINIO

# ARBOREA METAL\_COLLECTION

---



LA321VM72 GRIGIO OMBRA



LA321VM80 MARRONE PALLIDO



LA321VM81 CIOCCOLATO

